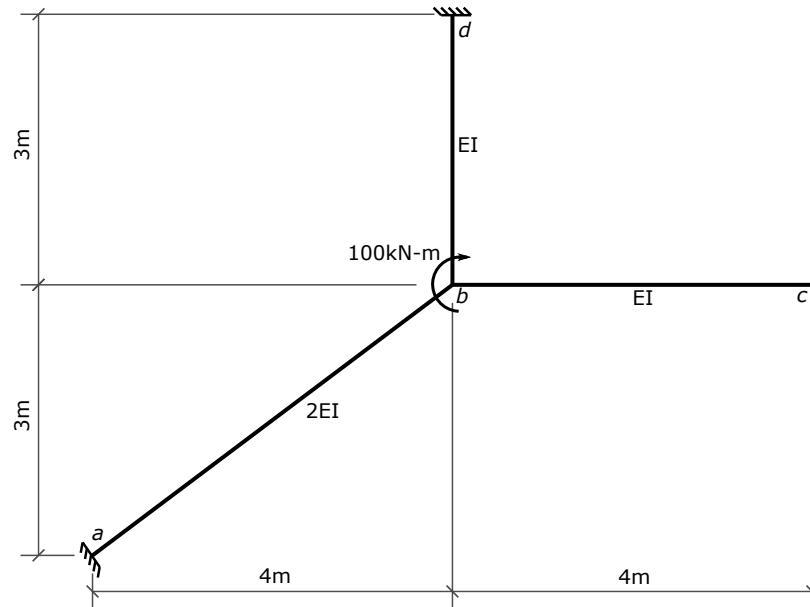
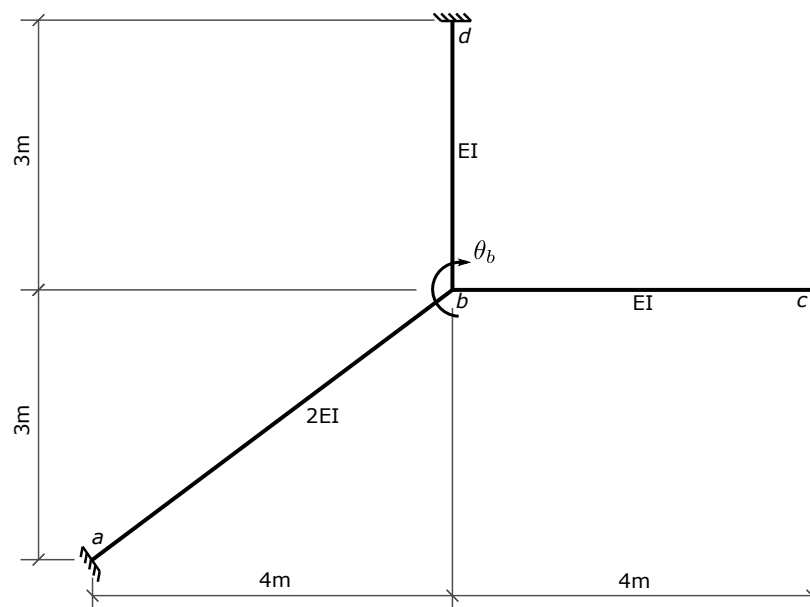


## Problem 10 - Solution



### 1. Identify DOFs

There is 1 -  $\theta_b$ , the rotation of joint  $b$ .



## 2. Fixed-end moments

There are no transverse loads on any of the 3 members, so all 6 member fixed end moments are zero.

```
In [1]: Mfab = Mfba = Mfbc = Mfcb = Mfbd = Mfdb = 0
```

## 3. Slope deflection equations

Express member end moments as a function of the unknown joint rotation,  $\theta_b$ .

```
In [2]: from sympy import symbols, solve, init_printing
init_printing()
```

```
In [3]: theta_b, EI = symbols('theta_b EI')
theta_a = theta_c = theta_d = 0      # rotations at the outside end
of each member
```

```
In [4]: Mab = (2*EI/5)*(4*theta_a + 2*theta_b) + Mfab
Mba = (2*EI/5)*(2*theta_a + 4*theta_b) + Mfba
display(Mab, Mba)
```

$$\frac{4EI\theta_b}{5}$$

$$\frac{8EI\theta_b}{5}$$

```
In [5]: Mbc = (EI/4)*(4*theta_b + 2*theta_c) + Mfbc
Mcb = (EI/4)*(2*theta_b + 4*theta_c) + Mfcb
display(Mbc, Mcb)
```

$$EI\theta_b$$

$$\frac{EI\theta_b}{2}$$

```
In [6]: Mbd = (EI/3)*(4*theta_b + 2*theta_d) + Mfbd
Mdb = (EI/3)*(2*theta_b + 4*theta_d) + Mfdb
display(Mbd, Mdb)
```

$$\frac{4EI\theta_b}{3}$$

$$\frac{2EI\theta_b}{3}$$

## 4. Equilibrium Equation

The sum of the moments acting on joint  $b$  must be zero.

Note that the negatives of the member end forces act on the joint.

```
In [7]: ee = (Mba + Mbc + Mbd) - 100 # = 0, +ive ccw on joint
ee
```

```
Out[7]:  $\frac{59EI\theta_b}{15} - 100$ 
```

## 5. Solve for displacement

```
In [8]: ans = solve([ee],theta_b)
ans
```

```
Out[8]:  $\left\{ \theta_b : \frac{1500}{59EI} \right\}$ 
```

## 6. Back-substitute to get member end momentsa

```
In [9]: mab = Mab.subs(ans).n()
mba = Mba.subs(ans).n()
display(mba, mab)
```

40.6779661016949

20.3389830508475

```
In [10]: mbc = Mbc.subs(ans).n()
mcb = Mcb.subs(ans).n()
display(mbc, mcb)
```

25.4237288135593

12.7118644067797

```
In [11]: mbd = Mbd.subs(ans).n()
mdb = Mdb.subs(ans).n()
display(mbd, mdb)
```

33.8983050847458

16.9491525423729

## 7. Check joint equilibrium

```
In [12]: # sum of moments acting on joint, +ive ccw
mba+mbc+mbd-100
```

```
Out[12]: 0
```

## 8. Member end shears

As there are no transverse loads, the shears are constant (non-changing) over the whole length of each member.

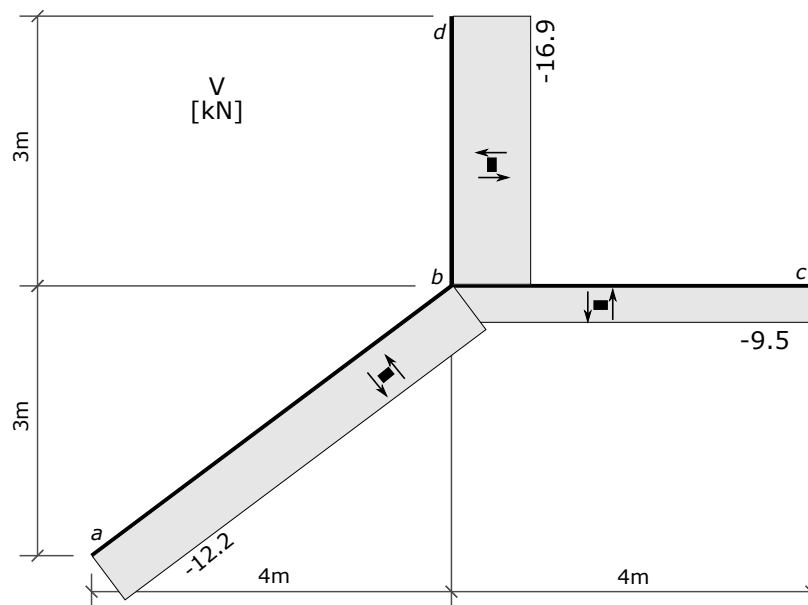
```
In [13]: vab = -(mab + mba)/5
vbc = -(mbc + mcb)/4
vbd = -(mbd + mdb)/3
display(vab, vbc, vbd)
```

```
-12.2033898305085
```

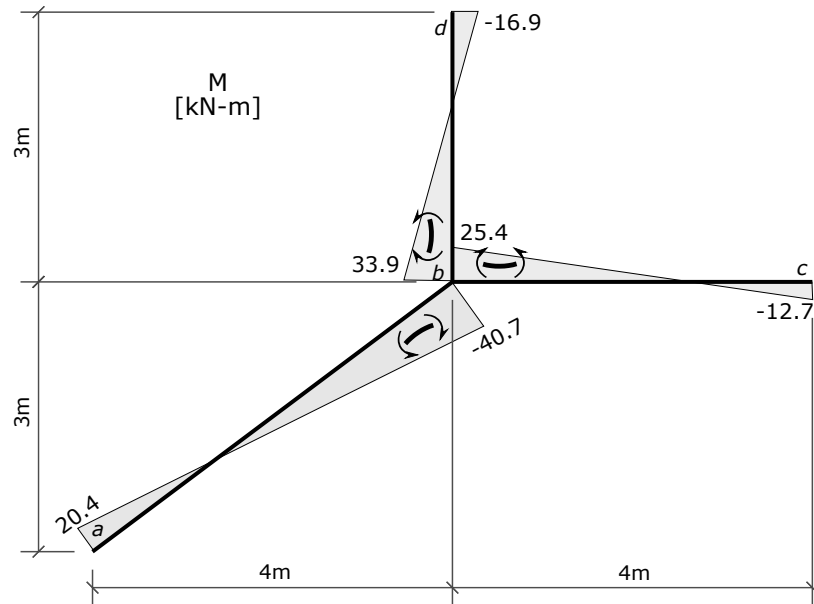
```
-9.53389830508475
```

```
-16.9491525423729
```

## 9. Shear force diagram



## 10. Bending moment diagram



In [ ]: